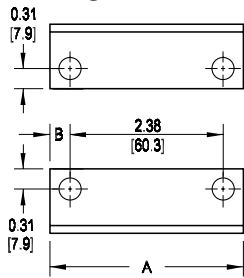
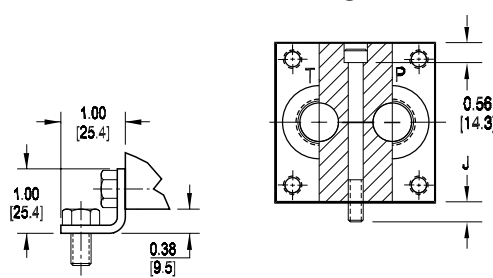


Mounting Kits for LC Manifolds

Mounting Bracket

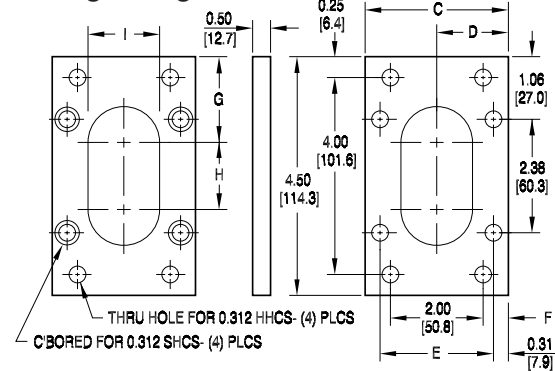


Mounting Screw

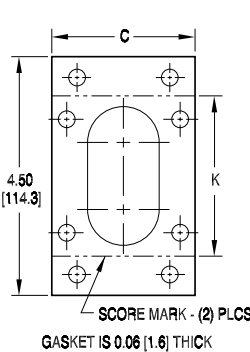


Dim	A	B	C	D	E	F	G	H	I	J	K
D03	3.00 [76.2]	0.31 [7.9]	2.75 [69.9]	1.38 [34.9]	2.13 [54.0]	0.38 [9.5]	1.47 [37.3]	1.47 [37.3]	1.33 [33.7]	0.56 [14.3]	3.25 [82.6]
D05	3.50 [88.9]	0.56 [14.3]	3.13 [79.4]	1.56 [39.7]	2.50 [63.5]	0.56 [14.3]	1.36 [34.6]	1.73 [44.0]	1.61 [41.0]	0.69 [17.5]	3.53 [89.7]

Mounting Flange



Gasket



Bill of Materials

Mounting Bracket and Mounting Flange Kits		185-D03MKL	185-D03MKV	185-D05MKL	185-D05MKV
(2) zinc coated steel brackets		●		●	
(1) zinc coated steel end mounting plate			●		●
(8) 0.312-18 x 0.63 long hex washer head cap screws		●		●	
(1) 0.312-18 x 0.50 long socket head cap screw			●		
(3) 0.312-18 x 0.63 long socket head cap screws			●		
(4) 0.312-18 x 0.75 long socket head cap screws					●
(4) 0.312-18 x 1.00 long hex head cap screws			●		●
(4) 0.312 high collar lock washers			●		●
(1) Tank top gasket			●		●
Mounting Screw Kits		185-D03MKB2	185-D05MKB2	185-D05MKB3	
(2) 0.312-18 x 2.75 long socket head cap screws		●			
(2) 0.312-18 x 3.25 long socket head cap screws			●		
(3) 0.312-18 x 3.25 long socket head cap screws				●	

Specifications, descriptions, and dimensional data are subject to correction or change without notice or incurring obligation. Download latest catalog page revisions at www.damanifolds.com.

Ordering Information

